

Scaled data based on original data using
LM-79-08 Approved Method: Electrical and Photometric Measurements of Solid-
State Lighting Products

Test Report Prepared for
Cooper Lighting Solutions
(formerly Eaton)

Brand: STREETWORKS

Report Number: P846754

Luminaire Tested: **GLAN-SB2C-740-U-T1**

Issue Date: 6/26/2024

Test Information

Test Method: LM-79-08
Report Number: P846754
TEST IS SCALED FROM IESNA LM-79-08 TEST DATA (G2-2405-108-2)
Test Lab: INNOVATION CENTER
Issue Date: 6/26/2024
Manufacturer: COOPER LIGHTING SOLUTIONS (FORMERLY EATON)
Product Line: STREETWORKS
Catalog Number: GLAN-SB2C-740-U-T1
Description: GALLEON AREA AND ROADWAY HIGH DENSITY LED LUMINAIRE
(2) 70 CRI, 4000K, 615mA LIGHTSQUARES WITH 26 LEDS EACH AND TYPE I OPTICS
Light Source: -
Ballast/Driver: -

Summary

Lumens per Lamp: N/A
Luminaire Lumens: 15675 lumens
Efficiency: N/A
Efficacy: 155.4 lumens/watt
Luminous Opening: Rectangular (W 0.5' x L: 1' x H: 0')
IES Classification: Type I - Short
BUG Rating: B4 - U0 - G4

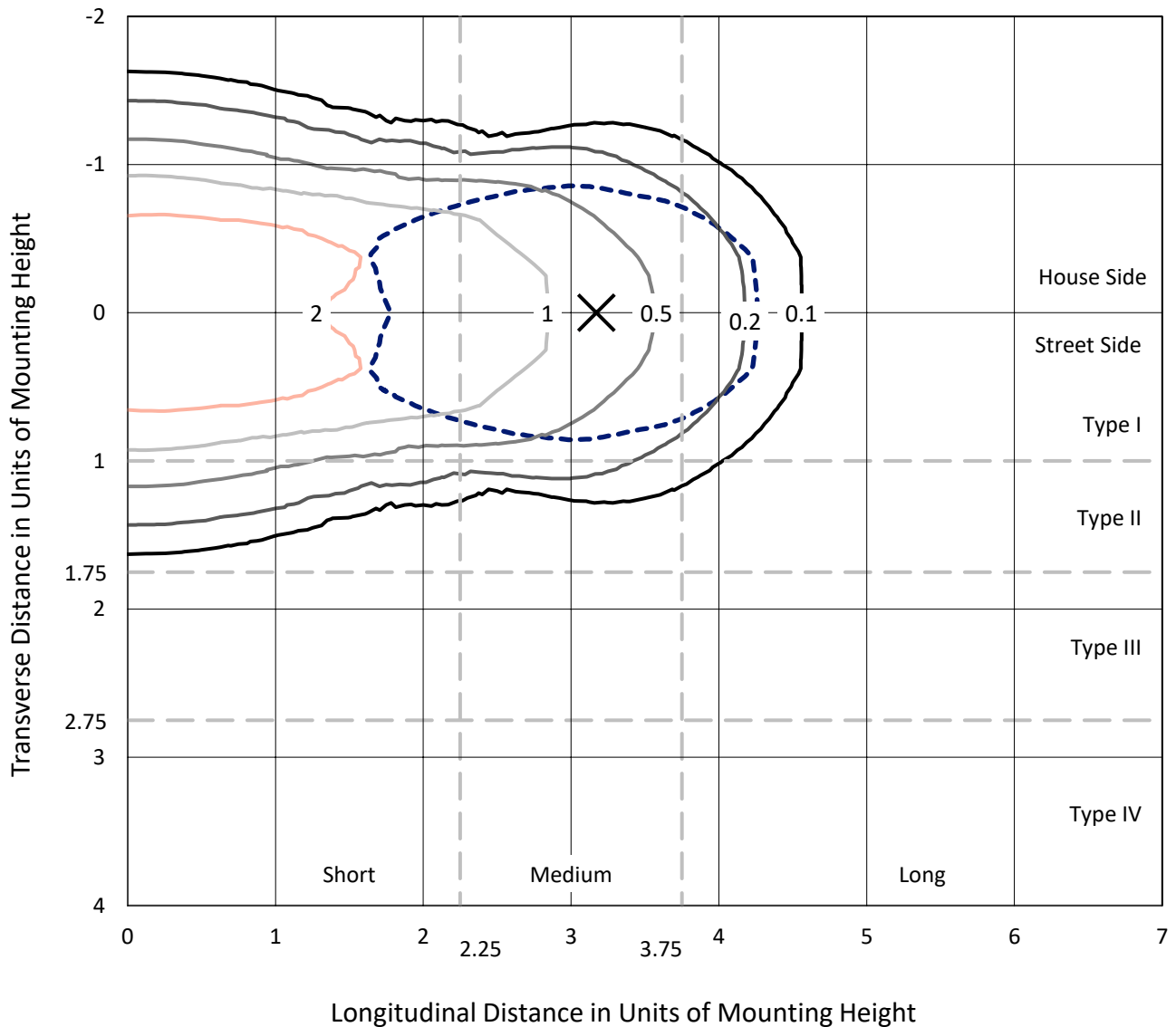
Input Watts (W): 100.9
Input Voltage (V): NR
Input Current (Ain): NR
Voltage Rise (V): NR
Power Factor: NR
Total Harmonic Distortion (THDi): NR
Frequency (hertz): 60
Stabilization Time: NR
Operation Time: NR
Ambient Temperature (°C): NR
Test Distance: 24 FT



REPORT NUMBER: P846754
 CATALOG NUMBER: GLAN-SB2C-740-U-T1

Iso-Footcandle Lines of Horizontal Illumination

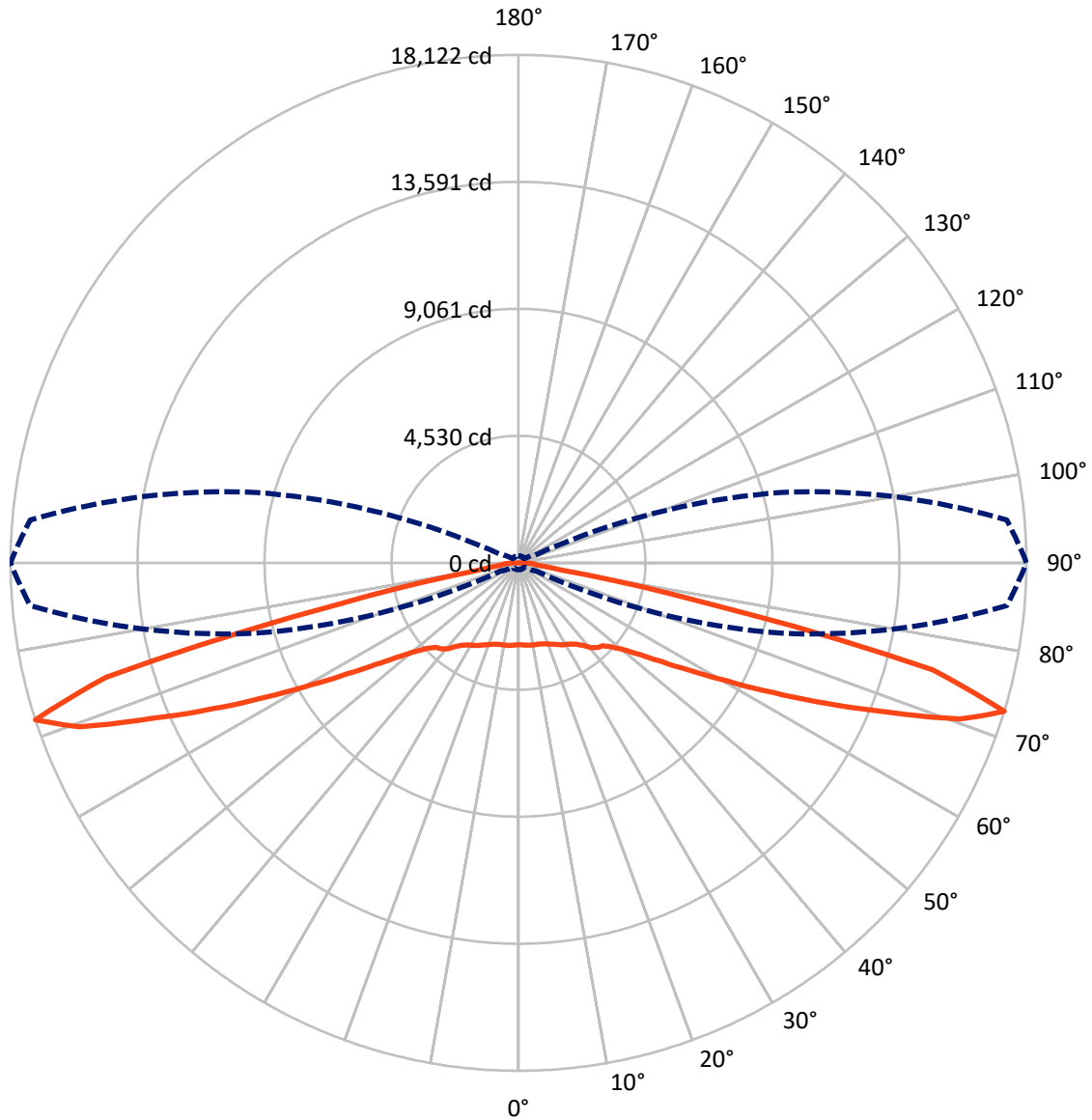
✕ Max cd
 - - - 1/2 Max cd



Based on 25 foot mounting height. Maximum calculated value = 4.7 fc
 Type I - Short - N/A

REPORT NUMBER: P846754
CATALOG NUMBER: GLAN-SB2C-740-U-T1

Luminous Intensity Polar Plot



— Vertical Plane Through 90-Deg Lateral - - - Horizontal Cone Through 72.5-Deg Vertical

REPORT NUMBER: P846754
 CATALOG NUMBER: GLAN-SB2C-740-U-T1

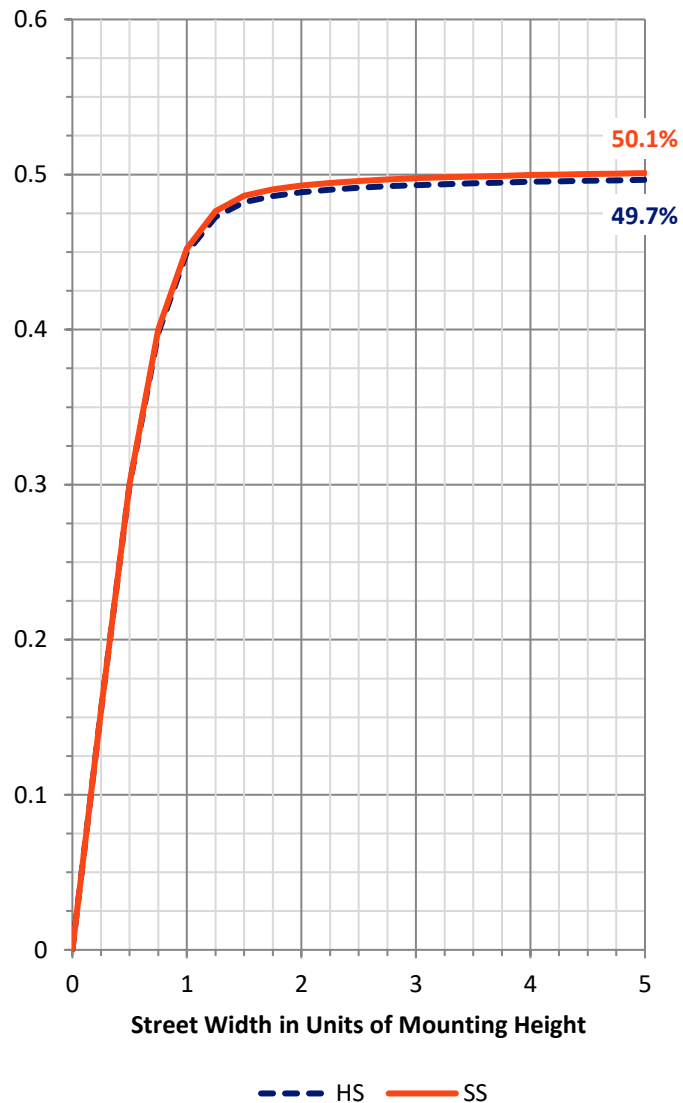
FLUX DISTRIBUTION:

		Downward	Upward	Total
House Side	Lumens	7837.5	0.0	7837.5
	% Fixture	50.0	0.0	50.0
Street Side	Lumens	7837.5	0.0	7837.5
	% Fixture	50.0	0.0	50.0
Total	Lumens	15675.0	0.0	15675.0
	% Fixture	100.0	0.0	100.0

ZONAL LUMENS:

Zone	Lumens	% Fixture
0°-10°	284.0	1.8
10°-20°	868.4	5.5
20°-30°	1447.9	9.2
30°-40°	1991.4	12.7
40°-50°	2432.0	15.5
50°-60°	2812.9	17.9
60°-70°	3353.9	21.4
70°-80°	2340.8	14.9
80°-90°	143.8	0.9
90°-100°	0.0	0.0
100°-110°	0.0	0.0
110°-120°	0.0	0.0
120°-130°	0.0	0.0
130°-140°	0.0	0.0
140°-150°	0.0	0.0
150°-160°	0.0	0.0
160°-170°	0.0	0.0
170°-180°	0.0	0.0
0°-90°	15675.0	100.0
0°-180°	15675.0	100.0

Coefficient of Utilization

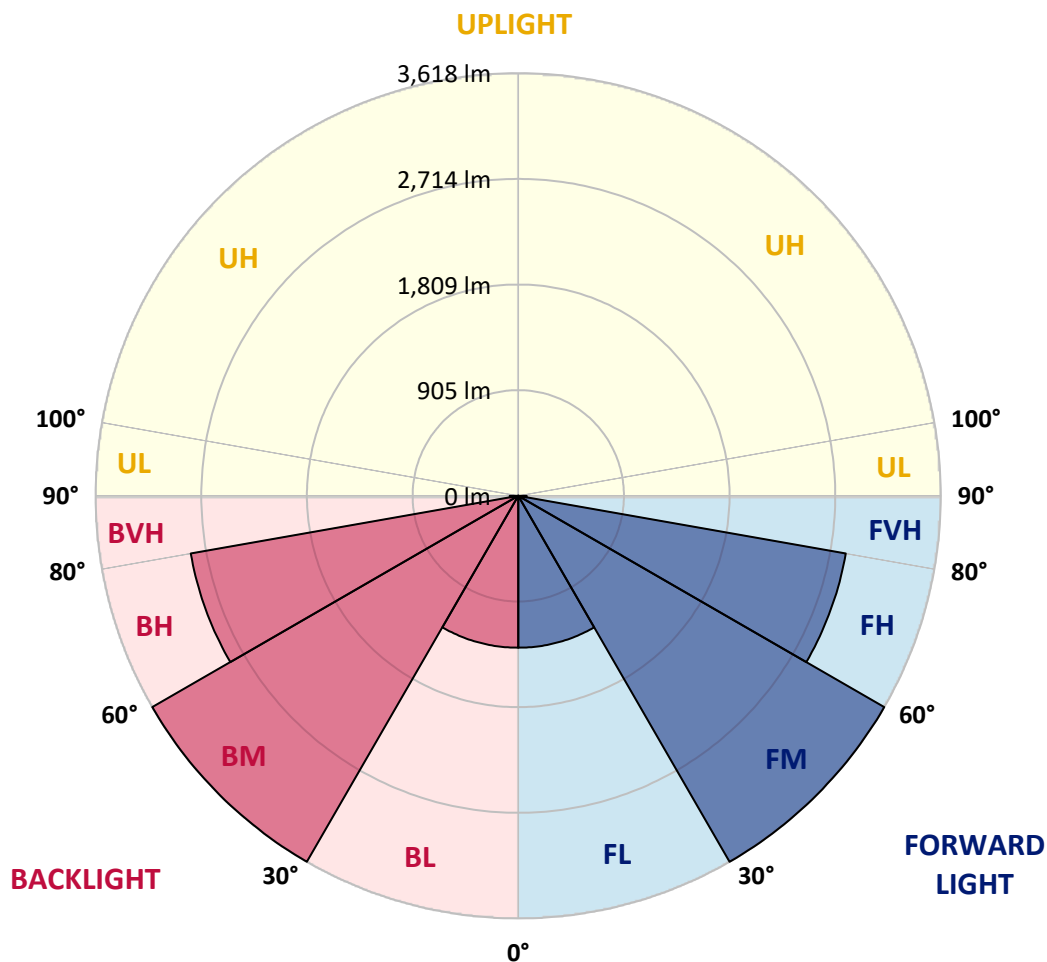


REPORT NUMBER: P846754
 CATALOG NUMBER: GLAN-SB2C-740-U-T1

LUMINAIRE CLASSIFICATION SYSTEM LUMEN TABLE AND BUG RATING:

Zone	Lumens	% Fixture	Zone Rating/Lumen Limit		
			B	U	G
FL (0°-30°)	1300.2	8.3			
FM (30°-60°)	3618.1	23.1			
FH (60°-80°)	2847.3	18.2			G2/5000
FVH (80°-90°)	71.9	0.5			G1/100
BL (0°-30°)	1300.2	8.3	B3/2500		
BM (30°-60°)	3618.1	23.1	B3/5000		
BH (60°-80°)	2847.3	18.2	B4/5000		G4/5000
BVH (80°-90°)	71.9	0.5			G1/100
UL (90°-100°)	0.0	0.0		U0/0	
UH (100°-180°)	0.0	0.0		U0/0	

BUG Rating: B4-U0-G4
 Type I Short



REPORT NUMBER: P846754
 CATALOG NUMBER: GLAN-SB2C-740-U-T1

CANDELA DISTRIBUTION (FULL):

	0°	5°	15°	25°	35°	45°	55°	65°	75°	85°
0°	2929.0	2929.0	2929.0	2929.0	2929.0	2929.0	2929.0	2929.0	2929.0	2929.0
2.5°	2931.5	2934.9	2934.9	2932.4	2938.2	2933.2	2933.2	2930.7	2933.2	2930.7
5°	2946.5	2950.7	2952.4	2951.5	2959.0	2954.9	2954.9	2951.5	2952.4	2949.9
7.5°	2974.9	2980.7	2984.0	2988.2	2999.0	2994.0	2990.7	2980.7	2976.5	2969.9
10°	2984.0	2990.7	3001.5	3023.2	3048.2	3049.0	3039.0	3014.0	2994.9	2979.9
12.5°	2955.7	2964.9	2987.4	3031.5	3087.3	3109.8	3094.0	3052.3	3014.8	2988.2
15°	2919.9	2929.9	2964.0	3030.7	3113.1	3165.6	3164.0	3109.0	3049.0	3007.3
17.5°	2864.1	2874.1	2923.2	3016.5	3133.1	3219.8	3243.1	3186.5	3102.3	3046.5
20°	2763.3	2772.4	2840.7	2971.5	3139.8	3277.3	3338.1	3288.1	3183.1	3107.3
22.5°	2632.5	2646.6	2726.6	2894.1	3124.0	3337.2	3446.4	3412.2	3277.3	3172.3
25°	2492.5	2507.5	2600.8	2799.1	3083.2	3380.6	3574.7	3553.0	3383.9	3253.1
27.5°	2371.7	2387.6	2489.2	2704.9	3019.8	3397.2	3701.3	3712.1	3513.0	3342.2
30°	2276.8	2291.7	2400.0	2629.1	2938.2	3380.6	3812.1	3887.1	3644.6	3419.7
32.5°	2172.6	2191.8	2305.9	2536.7	2841.6	3340.6	3908.7	4076.2	3797.1	3503.0
35°	2041.0	2058.5	2178.5	2410.0	2714.9	3276.4	3989.5	4286.1	4015.3	3629.6
37.5°	1881.0	1897.7	2016.8	2251.8	2589.2	3186.5	4051.2	4522.7	4275.3	3812.1
40°	1720.3	1736.1	1847.7	2075.2	2438.4	3071.5	4072.8	4754.3	4573.5	4062.8
42.5°	1572.8	1587.0	1689.4	1901.0	2269.3	2924.9	4044.5	4955.9	4840.9	4237.8
45°	1437.0	1449.5	1540.3	1737.8	2093.5	2746.6	3959.5	5172.5	5159.1	4362.7
47.5°	1282.1	1294.6	1388.7	1579.5	1917.7	2537.5	3815.4	5385.7	5601.5	4646.0
50°	1093.0	1103.8	1200.4	1397.0	1735.3	2315.1	3615.5	5553.2	6159.6	5075.0
52.5°	868.9	880.5	974.7	1171.3	1518.7	2076.0	3352.2	5662.3	6804.4	5701.5
55°	646.5	654.8	736.4	913.0	1250.4	1803.6	3022.3	5693.1	7535.9	6557.8
57.5°	469.0	474.0	526.5	658.1	948.0	1462.9	2621.6	5613.2	8406.4	7655.8
60°	379.9	381.5	397.4	455.7	659.0	1078.0	2137.6	5338.2	9351.1	9071.2
62.5°	344.9	344.9	349.1	364.9	445.7	711.4	1552.0	4768.4	10364.1	10859.8
65°	320.7	320.7	322.4	329.9	351.6	453.2	979.7	3840.4	11218.0	12954.9
67.5°	299.1	299.9	299.1	301.6	314.1	334.9	568.1	2652.5	11677.8	15125.9
70°	276.6	278.2	274.1	274.1	284.1	284.9	355.7	1454.5	11296.3	16945.3
72.5°	249.9	252.4	245.8	244.1	251.6	248.3	267.4	698.1	9698.5	17488.4
75°	226.6	229.9	214.9	210.8	210.8	208.3	217.4	358.2	6294.6	14266.2
77.5°	205.8	212.4	188.3	174.9	171.6	164.1	177.4	219.1	2753.3	6697.8
80°	169.9	179.1	154.9	139.1	133.3	125.0	140.0	153.3	818.9	1555.3
82.5°	126.6	130.8	110.0	99.1	94.1	88.3	105.0	106.6	266.6	550.7
85°	80.8	82.5	67.5	58.3	55.8	53.3	66.6	58.3	101.6	404.9
87.5°	28.3	32.5	25.8	23.3	25.0	20.8	30.8	17.5	28.3	285.7
90°	0.0	0.0	0.0	0.0	0.0	0.0	0.0	0.0	0.0	0.0

(END C

90°

2929.0
2930.7
2949.9
2969.9
2977.4
2984.0
3000.7
3037.3
3093.2
3153.1
3226.4
3313.9
3378.9
3451.4
3572.2
3735.4
3981.2
4132.8
4221.1
4482.7
4870.1
5449.0
6242.1
7258.5
8570.5
10189.2
12106.9
14210.3
16704.5
18121.6
15259.2
6558.7
1489.5
622.3
588.1
354.1
0.0

OF REPORT)